

Wolf Creek Public Schools

2020-2021

Education Planning & Reporting Template for School Leaders

ACE Plan: Action – Collaboration - Evidence

Rimbey Elementary School

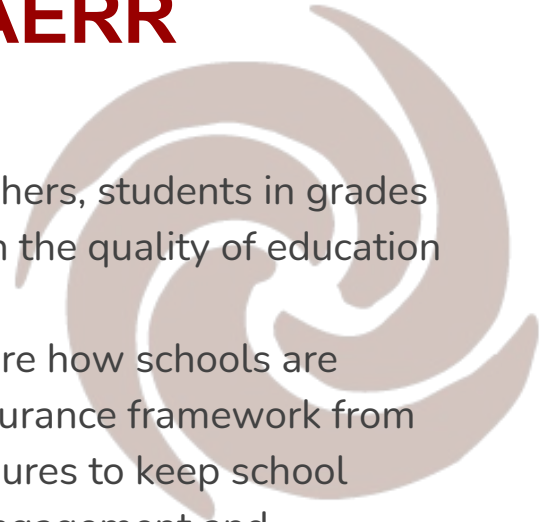


School Celebrations and Highlights

School Demographic	School Mission, Vision & Values	Program Highlights	Celebrations
<p>PreK - Grade 6 332 in-person learning 16 Virtual Learning 33 of RE students Homeschooling</p> <p>Small town, rural Agricultural and Oil Field</p> <p>Socioeconomic: mixture: low income to middle class.</p>	<p>Provide quality education for all students; building foundations for responsible citizenship and lifelong learning.</p> <p>A school where students feel safe, cared for and receive a quality education.</p> <p>We inspire success, confidence and resilience in every student</p>	<ul style="list-style-type: none"> • Revisiting Literacy Beliefs • Daily intervention block • Breakfast/Nutrition Program • “Culturization” Focus • Elder Supports • BBBS Mentor Program 	<ul style="list-style-type: none"> • Built in literacy intervention blocks • FNMI - building of knowledge and awareness • ECDC partnership (ended in March 2020 due to changes in government structures)

Accountability Pillar / AERR

- Each year, the AB government sends surveys to: all teachers, students in grades 4, 7 & 10, as well as their parents, to gather feedback on the quality of education provided by the school division and their schools.
- The surveys ask the same questions each year to measure how schools are performing over time. However, Spring 2021, a new assurance framework from AB Ed. Framework will include new accountability measures to keep school boards accountable for student outcomes, community engagement and continuous improvement.
- Not all of the measures/data are applicable to Elementary Schools.
- Due Covid 19, we only have partial results for the 2019 - 2020 school year, as PATs were not written.



Elementary Schools in Alberta use 8 of the 16 measures to provide us with data for planning purposes.

Measure Category	Measure	Rimbeiy Elementary School			Alberta			Measure Evaluation		
		Current Result	Prev Year Result	Prev 3 Year Average	Current Result	Prev Year Result	Prev 3 Year Average	Achievement	Improvement	Overall
Safe and Caring Schools	Safe and Caring	90.4	88.7	90.4	89.4	89.0	89.2	Very High	Maintained	Excellent
Student Learning Opportunities	Program of Studies	87.2	74.9	78.8	82.4	82.2	82.0	Very High	Improved	Excellent
	Education Quality	98.6	89.8	93.9	90.3	90.2	90.1	Very High	Improved	Excellent
	Drop Out Rate	n/a	n/a	n/a	2.7	2.6	2.7	n/a	n/a	n/a
	High School Completion Rate (3 yr)	n/a	n/a	n/a	79.7	79.1	78.4	n/a	n/a	n/a
Student Learning Achievement (Grades K-9)	PAT: Acceptable	n/a	83.3	81.6	n/a	73.8	73.6	n/a	n/a	n/a
	PAT: Excellence	n/a	30.9	28.2	n/a	20.6	20.0	n/a	n/a	n/a
Student Learning Achievement (Grades 10-12)	Diploms: Acceptable	n/a	n/a	n/a	n/a	83.6	83.4	n/a	n/a	n/a
	Diploms: Excellence	n/a	n/a	n/a	n/a	24.0	23.5	n/a	n/a	n/a
	Diploma Exam Participation Rate (4+ Exams)	n/a	n/a	n/a	56.4	56.3	55.6	n/a	n/a	n/a
	Rutherford Scholarship Eligibility Rate	n/a	n/a	n/a	66.6	64.8	63.5	n/a	n/a	n/a
Preparation for Lifelong Learning, World of Work, Citizenship	Transition Rate (6 yr)	n/a	n/a	n/a	60.1	59.0	58.5	n/a	n/a	n/a
	Work Preparation	88.8	74.4	74.0	84.1	83.0	82.7	Very High	Improved	Excellent
	Citizenship	85.3	78.8	82.9	83.3	82.9	83.2	Very High	Maintained	Excellent
Parental Involvement	Parental Involvement	87.2	71.3	75.7	81.8	81.3	81.2	Very High	Improved	Excellent
Continuous Improvement	School Improvement	92.4	84.9	84.9	81.5	81.0	80.9	Very High	Improved	Excellent

Rimbeiy Elementary School's measures are Very High in all categories.

Note - Measure Evaluation:

Any measures that are **Very Low, Low or Intermediate** require a school plan to address.

High to Very High measures - we examine data to determine how to continue and further develop positive trends at the school.

Measure Legend below:

Measure	Very Low	Low	Intermediate	High	Very High
----------------	-----------------	------------	---------------------	-------------	------------------

PAT Data - No 2019-2020 data due to Covid

School: 4210 Rimbey Elementary School

Province: Alberta

	Rimbey Elementary School					Alberta				
	2015	2016	2017	2018	2019	2015	2016	2017	2018	2019
N	53	64	49	68	51	93,095	93,217	96,659	100,210	104,264
Acceptable Standard %	75.0	85.2	75.5	85.9	83.3	72.9	73.6	73.4	73.6	73.8
Standard of Excellence %	17.9	18.8	22.4	25.2	30.9	18.8	19.4	19.5	19.9	20.6

Historically, we did well in the Acceptable Standard range, but were always just short of meeting the Standard of Excellence. Therefore, this became an area of focus in 2015. As you can see, there has been a steady, positive growth rate as a result.

Accountability Pillar Data Strategic Planning

Area of Issue, Concern, or Focus	Identified Improvement Target	Specific Strategies	Indicators of Success
<p>No areas of concern. Strong results this year.</p>	<p>Historically, Work Preparation & Parental Involvement are areas of concern. We have worked to improve these results through communication with parents. Believe remote learning assisted with parents seeing what we do on a day to day basis and made them feel more connected to the school.</p>	<p>Continue to work on partnerships with our parent community.</p>	<p>AERR results</p> <p>Parent feedback at meetings regarding program.</p> <p>School Survey to all families.</p>

Local School Data Strategic Planning

Area of Issue, Concern, or Focus	Identified Improvement Target	Specific Strategies	Indicators of Success
Phonological Awareness & Phonemic Awareness in kinder to grade 2.	Skills students need to work on: <ul style="list-style-type: none"> • Phoneme isolation • Phoneme identity • Phoneme substitution • Oral segmenting • Oral blending • Sound deletion 	<ul style="list-style-type: none"> • In class: whole group, small group and individual explicit instruction & targeted practice. • RTI Block: Literacy Blitz, Speech • Continue building in singing, poems, rhyming, chanting <i>(when covid rules change)</i> 	F & P BAS Spring Results EYE TA Results Release of students from RTI
Comprehension Skills in grades 3 - 6	Comprehension skills	<ul style="list-style-type: none"> • In class: whole group, small group and individual explicit instruction & targeted practice of comprehension strategies. • RTI Blocks: LLI, Visualizing Verbalizing • Guided Reading Groups • HIP Resources • Copy of Reading Strategies Book: Your Everything Guide to Developing Skilled Readers for all teachers • Setting comprehension goals with students 	F & P BAS Spring Results STAR Students released from RTI

Deepening Capacity in Learning Practices

Within the goal areas from the District 3 Year Plan, please identify areas within **Focus Area One** related to ongoing growth in your school..

Area of Focus	Specific Strategies	Indicators of Success
Literacy Instruction will continue to be a priority.	<ul style="list-style-type: none">-Grade 1 - 6 teachers will administer the F & P BAS in the fall & winter to assist with guiding their instruction. Also to guide in identifying required supports & interventions.-Fall: all teachers will receive a refresh of how to properly administering F & P BAS. As well: review purpose of administering F & P.- Use the BAS and other assessments/observations to set reading goal(s).- Grade 6 team will review 2018-2019 LA PATs. Share areas of strengths/weaknesses with other teachers.- Continue to build literacy resources-PD sessions on best practices in literacy on PD days	<ul style="list-style-type: none">-Less students requiring intense interventions-Spring BAS results-2019-2020 PAT Results (not done this year due to virtual learning)-Star results

Deepening Capacity in Learning Practices

Within the goal areas from the District 3 Year Plan, please identify areas within **Focus Area One** related to ongoing growth in your school..

Area of Focus	Specific Strategies	Indicators of Success
<p>Kindergarten: 5 Domains of Learning Implement efficient assessments of the 5 domains of learning to assist with guiding instruction and student growth.</p> <p>5 Domains:</p> <ol style="list-style-type: none">1. Awareness of Self & Environment2. Social Skills & Approaches to Learning3. Cognitive Skills4. Language & Communication5. Physical Development: Fine Motor & Gross Motor	<ul style="list-style-type: none">- Kinder teacher will use a 4 point scale to evaluate the skills in each of the 5 domains.- Evidence will be gathered as students complete learning tasks in the classroom.- Use the data from the evidence to guide instruction & support.	<p>-Students' data from Fall to end of year will demonstrate growth. Aiming for mastery by the end of the school year. Consideration for students' with needs to reach their potential.</p>

Building Capacity in Inclusion

Within the goal areas from the District 3 Year Plan, please identify areas within **Focus Area Five** related to ongoing growth in your school.

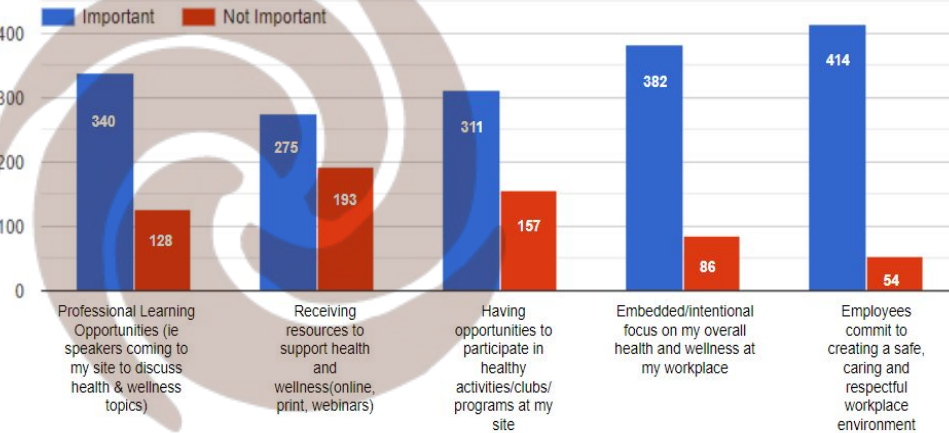
Area of Focus	Specific Strategies	Indicators of Success
Admin will continue to learn to use Dossier program effectively and assist teachers with questions.	<ul style="list-style-type: none"> - One on one support with teachers. - Assist teachers in navigating Dossier rather than doing it for them 	<ul style="list-style-type: none"> - All teachers are able to use Dossier: complete IPPs, enter F & P results, ELL benchmarking, CRM, etc.
Admin will continue to increase our capacity with inclusion.	<ul style="list-style-type: none"> - Work with IL team: consult - Participate in Admin Association learning best practices in inclusion and share with RE staff. IE: Dr. Ross Greene. - Utilize Dr. Greene's Lagging Skills inventory during Student Meetings. - Select school team members will complete SIVA training and continue with LSCI training - PLT discussions with team members 	<ul style="list-style-type: none"> -Confidently complete level B assessments -Implement IL teams suggestions - Courses are completed
Work with classroom teachers to continue to build their capacity to teach and support diverse learners.	<ul style="list-style-type: none"> -Team meetings -Observe classroom, meet with teacher and discuss possible supports -Use PD days to share learnings from Admin Association meetings 	<ul style="list-style-type: none"> -Teachers confidently planning for and teaching diverse learners within their classroom. - Reduced office/SSW referrals

Health & Wellness Strategic Planning

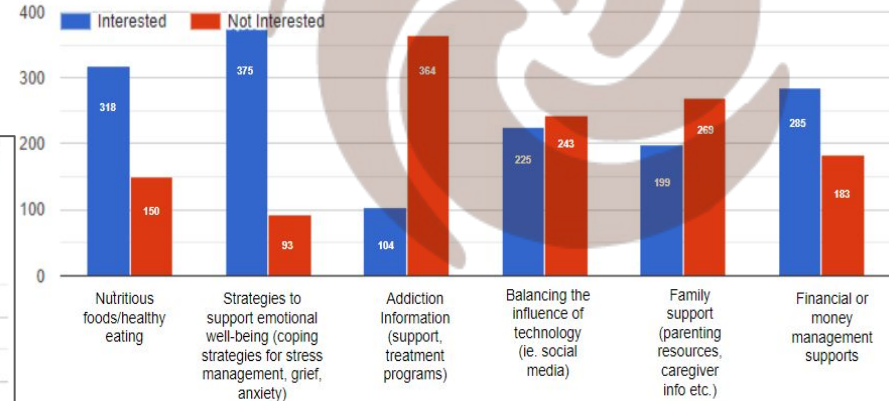
Re-Entry Support Resources

Psychological First Aid

Are the following ideas important to you in creating a healthy workplace for you and your colleagues? Please click on the choice that best represents your opinion.



Which of the following topics would you be interested in knowing more about in order to maintain or improve your personal health and wellness?



Health & Wellness Strategic Planning

Area of Focus	Specific Strategies	Indicators of Success
Continue to provide professional learning opportunities for staff on Health & Wellness topics.	-Promote Homewood Health with staff - School Wide Participation: Kids These Days online course.	- Observe staff wellness - Feedback from staff on PD sessions
Continue to focus on School Culture	-Work with school Culture Club to recognize staff and create socially distanced ways of continuing to connect with each other	-Pre & post survey on school culture -Survey to identify areas of growth